



# Traditional STYLE

*From Winckelmans of France*


Tessellated floor tiles are a part of British and European architectural heritage. Originally used to ornament medieval churches, monasteries, and the homes of aristocracy, the popularity of geometric tiles grew strongly through the early 1800's when leading architects incorporated their designs into most major building works. Lasting examples of these designs can be seen in historic buildings throughout the world from Inverlochy Castle to the Raffles Hotel in Singapore.

Now these tiles are available in New Zealand and are being used in a wide range of architectural settings from elegant residential homes to shopping centres and important public buildings such as the Wellington Town Hall.

These premium quality, full body porcelain tiles have been manufactured in France since the 1800's. They are available in a wide range of sizes and colours, are slip resistant, frost proof, and can be used inside and outdoors. They are made to last for many generations.

# Standard Patterns

Made up of individual pieces and encaustics as detailed on next page




ANNANDALE, with B/1 border (150mm)  
Annandale pattern area shown: 800 x 800mm



BRIGHTON, with A/6 border (120mm)  
Brighton pattern area shown: 860 x 860mm



BRISTOL, with special border (Newcastle)  
Bristol pattern area shown: 780 x 780mm



NOTTINGHAM, with D/2 border (120mm)  
Nottingham pattern area shown: 820 x 820mm




PETERSHAM, with A/1 border (120mm)  
Petersham pattern area shown: 850 x 850mm



WOOLAHRA, with A/1 border & encaustic (120mm)  
Woolahra pattern area shown: 850 x 850mm



TOTTENHAM, with B/1 border (150mm)  
Tottenham pattern area shown: 750 x 750mm



WINDSOR, with special border (Windsor)  
Windsor pattern area shown: 830 x 830mm



WELLINGTON, with A/1 border (120mm)  
Wellington pattern area shown: 550 x 550mm



BIRMINGHAM, with A/1 border & encaustic (150mm)  
Birmingham pattern area shown: 750 x 750mm



GLASGOW, with A/1 border (120mm)  
Glasgow pattern area shown: 840 x 840mm



OCTAGONAL & DOT, with A/1 border (120mm)  
Octagonal & Dot pattern area shown: 700 x 700mm



NEWCASTLE, with special border (Newcastle)  
Newcastle pattern area shown: 780 x 780mm



WESTMINSTER, with A/6 border (150mm)  
Westminster pattern area shown: 820 x 820mm



LIVERPOOL, with special border (Windsor)  
Liverpool pattern area shown: 780 x 780mm



CHELSEA, with D/1 border (100mm)  
Chelsea pattern area shown: 860 x 860mm

# Standard Borders

Made up of individual pieces and encaustics as detailed below



A/1 border 120mm



A/2 border 120mm



A/3 border 120mm



A/5 border 120mm



B/3 border 150mm



C/1 border 170mm



B/1 border 150mm



D/1 border 100mm

## Available Sizes (Thickness 9mm)

These are the individual pieces that go together to make up the standard patterns and borders. There is a virtually infinite number of possible patterns - the only limit is your imagination.



100 x 100mm octagon



150 x 150mm octagon



35 x 35mm square



50 x 50mm square



70 x 70mm square



100 x 100mm square



150 x 150mm square



150 x 25mm strip



50 x 50 x 70mm triangle



70 x 70 x 100mm triangle



100 x 100 x 140mm triangle



150 x 75mm navettes



100 x 100mm coving




100 x 100mm steptread

**Encaustics:** Encaustic tiles are hand made decorative pieces with a pattern pressed into the surface of the tile. Even if the surface of the tile is worn down by many years of heavy use the pattern will remain intact.



ENC 14  
10X10



ENC 5  
10X10



ENC 2  
10X10



ENC 10  
10X10



ENC 11  
10X10



ENC 15  
7X7



ENC 13  
7X7



ENC 9  
7X7



ENC 6  
5X5

**Printed pieces:** These decorative tiles are printed and fired at high temperature to provide a long lasting patterned surface. They can be used to give the same effect as a genuine encaustic but at a lower price. We are able to print the traditional range of tiles with virtually any pattern or logo you require.



Brown

Red

Old Pink

Pale Blue

Dark Blue

White

Pale Grey

Grey

Charcoal

Black

Pale Green

Dark Green

Ivory

Cognac


Yellow

Coffee

Parme

# Mosaic Range

Made in France from the same premium quality, full body porcelain as the tessellated range, this mosaic range is ideal for contemporary or traditional settings. They are slip resistant and frost proof, suitable for residential or commercial use, floor and wall. Ideal for use in bathrooms and swimming pools.




Sheet 512C


## Mosaic Sizes (Thickness 5mm unless noted)




Hexagon  
50 x 50mm & 25 x 25mm (3.8 thick)  
(Sheet Size 530 x 257mm)



Square  
50 x 50mm & 20 x 20mm (3.5 thick)  
(Sheet Size 330 x 265mm)



Brick Pattern 23 x 50mm  
(Sheet Size 315 x 315mm)



Straight Lay 23 x 50mm  
(Sheet Size 530 x 265mm)

Mosaic Colours: Black, Charcoal, Coffee, Cognac, Dark Blue, Dark Green, Red, White, Pale Blue, Pale Green, Pale Grey

## Technical Characteristics Fully vitrified unglazed porcelain

Characteristics	Required Values	Result of Tests
Surface Hardness (Mohs Scale)	6	7
Acid resistance Alkali resistance	No trace of deterioration Weight variance less than 1%	Up to standard Below 0.2%
Resistance to Abrasion (Capon scale)	Minimum 2300	4300 to 5200
Modules of rupture	Minimum 250 kgf/cm <sup>2</sup>	From 380 to 450 kgf/cm <sup>2</sup>
Crushing strength	Greater than 1500 kgf/cm <sup>2</sup>	From 3200 to 5550 kgf/cm <sup>2</sup>
Water absorption	Maximum 3%	0.03 to 0.5%
Slip resistance (mean coefficient of friction)		Dry 0.90 wet 0.55